



**Early Eocene (middle-late Cuisian) Molluscs Assemblage from the Harpactocarinid Beds, in the Yoncalı Formation of the Çankırı Basin, Central Anatolia, and Implications for Tethys Paleogeography**

*Çankırı Havzası Yoncalı Formasyonu (Orta Anadolu) Harpactocarinid Yatağında Erken Eosen (orta-geç Küviziyen) Mollusk Birlikteliği ve Tetis Paleocoğrafyasındaki Yeri*

**Yavuz OKAN<sup>1</sup> and İzzet HOŞGÖR<sup>2</sup>**

<sup>1</sup> *Ankara University, Faculty of Engineering, Dept. of Geological Engineering, Tandoğan, 06100, Ankara, Turkey*

<sup>2</sup> *Transatlantic Petroleum (Turkey) corp., Ankara, Turkey*

**ABSTRACT**

A diverse and abundant Early Eocene (middle-late Cuisian) molluscs assemblage from the Yoncalı Formation of the Çankırı Basin in central Anatolia is documented for the first time in this study. Six species of bivalves, four species of gastropods, and one species of scaphopod are described from the formation. The central part of the Yoncalı Formation consists mostly of sandstones, pelagic mudstone and limestones with harpactocarinids and the molluscs found were derived from this part. Associated fauna found here included benthic foraminiferans, serpulids, undetermined echinoids and shark teeth, and dating was mainly based on the benthic foraminiferans. The distribution of bivalve, gastropod and scaphopod species suggest that this area has affinities with the East European Province of Turkey. The cosmopolitan distribution of the recorded species is useful for paleobiogeographic reconstruction. This reveals that there was a direct connection throughout the Tethyan realm and a connection between the Tethyan central Anatolia and Indo-Pacific realms, at least until the end of the Paleocene to Early Eocene (Early Tertiary), and this allowed the migration of benthic organisms.

**Key words:** Çankırı Basin, Early Eocene, Molluscs, Paleogeography, Turkey

## ÖZ

*Orta Anadolu'da Çankırı Havzası'nda ilk defa Erken Eosen (orta-geç Küviziyen) mollusk birlikteliği tanımlanmıştır. Yoncalı Formasyonu'nun orta kesimlerinden alınan mollusklardan, altı bivalv türü, dört gastropod türü ve bir skapod türü tanımlanmıştır. Çalışılan birim harpactocarcinidler ile birlikte kumtaşı, pelajik çamurtaşı ve kireçtaşından oluşmuştur. Birimin yaşı bentik foraminiferlere dayanarak verilmiştir. Molluskların birlikte bulunduğu diğer fosil toplulukları ise bentik foraminiferler, serpulidler, tanımlanamamış ekinitler ve köpekbalığı dişleridir. Bivalv, gastropod ve skapodların dağılımları incelendiğinde, çalışma alanının paleocoğrafik yapılanmada Doğu Avrupa bölgesinin bir parçası olduğunu gösterir. Tetis Bölgesi ele alındığında Paleosen sonundan Erken Eosen'e kadar Tetis'in orta Anadolu ve Hint-Pasifik bölgesiyle bağlantılı olduğu bentik organizmaların yayılımıyla ortaya çıkmaktadır.*

**Anahtar kelimeler:** *Çankırı Havzası, Erken Eosen, Mollusk, Paleocoğrafya, Türkiye*

## INTRODUCTION

Turkey is comprised of many tectonic belts separated by sutures. The tectonic belts were formed by the total closure of the Tethyan ocean and related basins. The palaeogeographic reconstruction of the study area (Figure 1) in Early Eocene, and in particular its latitudinal position at about 35 N, places the southeastern margin of the Çankırı Basin, so during the Early Eocene, Çankırı Basin was part of the East European Province. (Tüysüz and Dellaloğlu, 1992; Smith et al., 1994). The Tethyan evolution of Turkey may be divided into Paleotethyan and Neotethyan phases. The present tectonic framework of Turkey was formed mainly as a result of the closure of the multibranched Neotethyan Ocean during the Late Mesozoic and Cenozoic (Şengör and Yılmaz, 1981). The closure of the Neotethyan ocean in Late Cretaceous times is recorded by the emplacement of deep-water margin units, melange and ophiolites onto the former passive margins of microcontinents. Integral to the suture zone are large Early Tertiary sedimentary basins situated

around the central Anatolian block. Central Anatolia contains many intracontinental basins bordered by the Pontides to the north and the Taurides to the south (Figure 2). The central Anatolian basins developed in the Paleocene-Eocene, and include the Haymana, the Tuzgözü, the Kızılırmak, the Kırkkale, the Sivas and the Çankırı Basins (Görür et al., 1998; Çemen et al., 1999). Rich fossiliferous strata in Early Eocene Basins are widespread in Central Anatolia. Serpulids and decapods from these strata have been previously recorded in detail (Hoşgör and Okan, 2006; Okan and Hoşgör, 2007; Schweitzer et al., 2007), but research on molluscs is very limited. Previously only four species, from one genus of Late Paleocene-Early Eocene ampullinid gastropods, have been described from the Haymana Basin, and the southern Çankırı Basin (Okan and Hoşgör, 2008). In recent years, an increasing diversity of Early Eocene molluscs have been discovered as a result of detailed field work. The occurrence of bivalves, gastropods, scaphopods and other fossils in the Early Eocene part of the Yerköy region is documented here. All the fossils described are from the Yoncalı

formation (Figure 3), in the Çankırı Basin. The Yoncalı formation is a series of marine sedimentary sequences (Figure 4), with varied macrofossil assemblages dominated by decapods (*Harpactocarcinus yozgatensis* Schweitzer *et al.*,

2007) (Okan and Hoşgör, 2007; Schweitzer *et al.*, 2007) and serpulids (*Rotularia spirulaea* Lamarck, 1818) (Hoşgör and Okan, 2006).

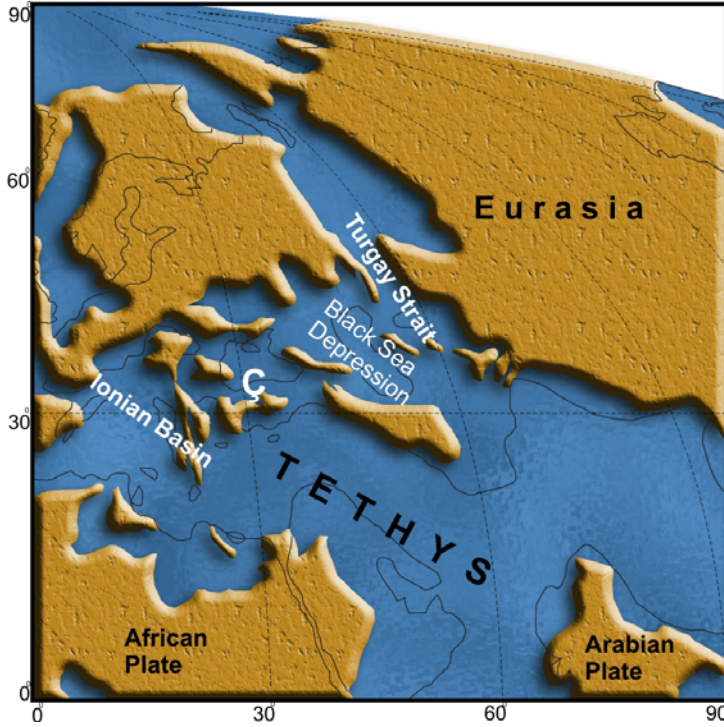


Figure 1. Location of Çankırı Basin (Ç) in the East European Province on a palaeogeographic map of the Early Eocene (after Smith *et al.*, 1994; Okan and Hoşgör, 2008).

Şekil 1. Erken Eosen'de paleocoğrafik haritada Doğu Avrupa Bölgesindeki Çankırı Havzasının konumu (Smith *vd.*, 1994; Okan ve Hoşgör, 2008).

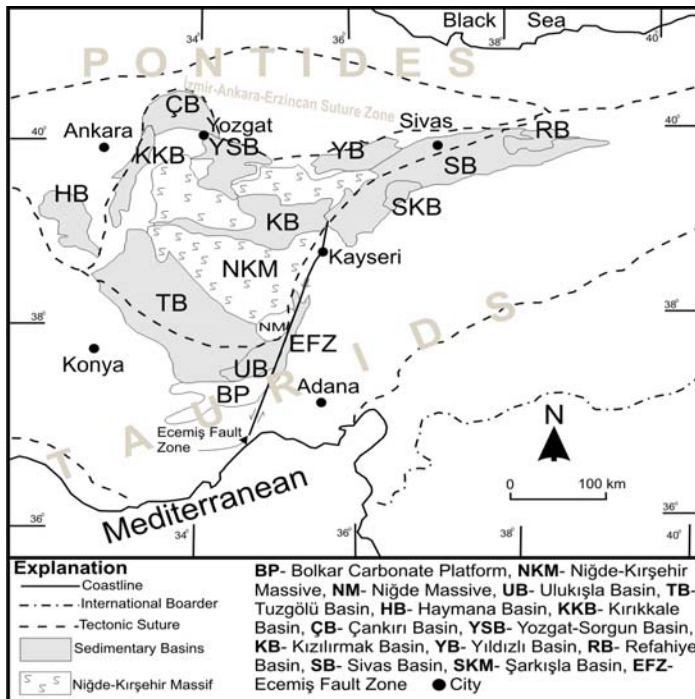


Figure 2. Major sedimentary basins and microcontinental units of Central Anatolia (adapted from Görür *et al.*, 1998).

Şekil 2. Orta Anadolu mikrokotaları ve önemli sedimanter havzalar (Görür *vd.*, 1998'den değiştirilerek alınmıştır).



Dating the Paleocene-Eocene formations in central Turkey is commonly done using benthic foraminifera. However, in some cases molluscs are used as tool for dating Early Eocene shallow marine sequences. Biostratigraphic control for the neritic Lower Tertiary unity is provided by large foraminifera, such as *Laffiteina*, *Nummulites*, *Discocyclina* and *Assilina*, and also for pelagic units by *Globorotalia* and *Globigerina* species. For benthic Lower Tertiary biozones the stage names ‘Ilerdian’ and ‘Cuisian’ are commonly used in Turkey. The Ilerdian stage overlaps with the late Thanetian and early Ypresian (Early Eocene), and the Cuisian corresponds to the late Ypresian (Berggren et al., 1995; Serra-Kiel et al., 1998; Okay et al., 2001; Okan and Hoşgör, 2008).

A marine molluscan fauna has not previously been found in these sedimentary units. The objective of this paper is to describe the molluscs recovered from samples with decapods; and their taxonomic descriptions and paleobiogeographic affinities allow new insights into Tethys paleogeography at the beginning of the Cenozoic.

## **GEOLOGICAL SETTING, ASSOCIATED BIOTA AND FAUNAL COMPOSITION**

The Çankırı Basin lies adjacent to the İzmir-Ankara-Erzincan Suture Zone along which the Pontides and the Taurides are thought to have collided and amalgamated (Şengör and Yılmaz, 1981; Tüysüz and Dellaloğlu, 1992) (Figure 2). The fill of the Çankırı Basin is more than 4 km thick and comprises accumulated sedimentation from different cycles (Kaymakçı et al., 2003). In the investigated area, the sedimentary fill of the

Çankırı Basin of Early to Late Eocene age unconformably overlies the Late Cretaceous Çiçekdağ Belt (Akgün et al., 2002). Generally, there are three composite stratigraphic units in this region: 1) the Çiçekdağ Belt forming the basement, 2) the Çankırı basin-fill, and 3) the cover series (Erdoğan et al., 1996). The Çiçekdağ Belt is represented by the Yozgat magmatics and Çökelik volcanics of the Campanian to Paleogene ages. The mafic volcanic rocks, the Çökelik volcanics of the Çiçekdağ Belt, are cross-cut by the Yozgat granitoids. The basin fill of the Çankırı Basin is mainly composed of three lithostratigraphic units, being the Bayat volcanics of Early Eocene age, and the Yoncalı and İncik Formations of the Middle Eocene age. The cover series is dominated by Miocene to Pleistocene red sandstone, and a conglomerate of the Bozkır, Kızılırmak and Değim formations overlies the lithological units of the Çankırı Basin-fill (Ketin, 1955; Erdoğan et al., 1996; Akgün et al., 2002; Karadenizli et al., 2003).

The Çankırı Basin-fill deposits have the characteristics of a continental and shallow-marine environment. The general composition of the Yoncalı Formation is sandstone, pelagic mudstone and limestone with a thickness of about 1500 m (Figure 4). The molluscs fossils, which are the main subject of this study, were collected from the central part of the Yoncalı Formation (Hoşgör and Okan, 2006). Beds containing the bivalves, gastropods, scaphopods and associated biota in the Kocaçay limestone, crop out as discontinuous bodies in the region and attain 15 to 100 m in thickness. The samples analysed come from sandstones and limestone beds with decapods (*Harpactocarcinus yozgatensis* Schweitzer et al., 2007) from the central Yoncalı

formation (Okan and Hoşgör, 2007; Schweitzer et al., 2007) (Figure 4). Specimens were collected from a single exposure in the Yoncalı Formation, on the Kırşehir J32-b2, quadrangle, at latitude 34° 68' N, longitude 39° 25' E.

The molluscs fossils are associated with *Nummulites distans* Deshayes (A and B forms), *Assilina laxispira* Dela Harpe (Sirel, personal commun., 2007); the serpulids are *Rotularia spirulaea* Lamarck, 1818 (Hoşgör and Okan 2006); there are also undetermined echinoids and shark teeth. According to Serra-Kiel *et al.* (1998), these foraminiferal species indicate SB-11-12 zones (middle-late Cuisian). Based on this, the Yoncalı formation is middle-late Cuisian in age. The decapods reported in Okan and Hoşgör (2007) and Schweitzer et al., (2007) are typical taxon for middle-late Cuisian (late Ypresian). The uppermost part of the Kocaçay limestone includes only algae fossils. Foraminiferal assemblage reveals the warm and shallow marine conditions for the middle-late Cuisian period. The sandstone and shale alternation points to cyclic high energy periods of transportation of coarse material from the coastal area. Towards the top of the sequence, the increments in the algae content suggest that warm, shallow and low energy conditions dominated in the region during the middle-late Cuisian time interval. A significant decrease in sedimentation had occurred by that time, due to a rapid change from shallower (nearshore) to deepwater (offshore) conditions in the depositional environment during the late Ypresian time (Figure 4) (Hoşgör and Okan, 2006; Schweitzer et al., 2007).

Exhaustive analysis of the samples studied allowed us to identify 11 mollusc species. The mollusc assemblage is abundant and

biostratigraphically useful. Six species of bivalves (*Atrina affinis* (Sowerby, 1821), *Chlamys solea* (Deshayes, 1824), *Cardita (Venericardia) aiziensis* Deshayes, 1860, *Chama fimbriata* DeFrance 1817, *Panopea gastaldii* Michelotti, 1861, *Corbula (Bicorbula) gallica* Lamarck, 1805), four species of gastropods (*Velates perversus* (Gmelin, 1789), *Rimella fissurella* (Linne, 1758), *Calyptraea (Trochita) aperta* (Solender, 1766), *Globularia vapincana* (d'Orbigny 1850)), and one species of scaphopod (*Dentalium montense* Briart and Cornet, 1889) are described from the Yoncalı Formation.

The material used in this study is housed in the Department of Geological Engineering, Ankara University (AU).

## SYSTEMATIC PALEONTOLOGY

The classification of molluscs in this study follows that of Knight et al. (1960), Bieler and Mikkelsen (2006) and Waller (2006).

Class: Bivalvia Linne, 1758  
 Subclass: Pteriomorphia Beurlen, 1944  
 Order: Mytiloidea Ferussac, 1822  
 Superfamily: Pinnoidea Leach, 1819  
 Family: Pinnidae Leach, 1819

Genus: *Atrina* Gray, 1842  
 Type Species: *Pinna nigra* Dillwyn, 1817.

*Atrina affinis* (Sowerby, 1821)  
 Pl.1, Fig. 1

1861 *Pinna affinis* Sowerby, Wood; p. 55, pl. 10, fig.1.

1965 *Pinna affinis* Sowerby, Glibert and Poel; p. 9.

1995 *Atrina affinis* (Sowerby), Marquet; p. 248, pl. 2, figs. 1-3; pl. 3, fig. 1.

*Remarks.* *Atrina affinis* from Belgium, originally described as a *Pinna*, was redescribed by Marquet (1995) and placed in *Atrina*. Most of the European Early Cenozoic pinnids have been assigned to *Pinna margaritacea* Lamarck, 1806 (Marquet 1995, p. 242, pl. 2, fig. 4) or *Atrina affinis* (Sowerby, 1821) (= *Pinna affinis* Sowerby, 1821). Particularly, the main distinguishing character between these species is the more elongated shape of *Atrina affinis* and its less distinctly curved ridges on the ventral part of the shell. On the other hand, their morphological differences are minor and have never been clearly defined. Moreover, most European Paleogene pinnids are poorly preserved and commonly deformed. The width of the shell is therefore not a useful tool to determine their taxonomic character.

Order: Pectinoidea H. and A. Adams, 1857  
Superfamily: Pectinoidea Rafinesque, 1815  
Family: Pectinidae Rafinesque, 1815

Genus: *Chlamys* Boltzen, 1798  
*Type Species:* *Chlamys cinnabarina* Boltzen, 1798

*Chlamys solea* (Deshayes, 1824)  
Pl. 1, Fig. 2

1824 *Pecten solea* Deshayes, p. 302, pl. 42, figs. 12-13.  
1904-13 *Chlamys solea* (Deshayes), Cossmann and Pissarro; pl. 40, fig. 131-1; pl. 41, fig. 132-1952 *Chlamys solea* (Deshayes), Vasilenko; p. 70, pl. 4, fig. 1.

1957 *Chlamys (Chlamys) solea* (Deshayes), Meszaros; p. 25-26, 89 pl. 3, fig. 6; pl. 15, fig. 1.

*Remarks.* *Chlamys solea* resembles examples found in the Early to Late Eocene Paris Basin and Bulgarian Paleogene Basin *Chlamys (Chlamys) breviaurita* (Deshayes, 1824) (Karagiuleva 1964, p. 34-35, pl. 5, fig. 8) in having a concentric steps, but differs from the latter species in having a coarser sculpture and much broader umbonal angle. True *Chlamys* is well represented in Eocene to Holocene faunas, but its Paleocene history remains obscure. *C. solea* is similar in gross morphology to *Chlamys aquilonia* Waller & Marincovich, 1992 (Marincovich 1993, p. 14-15, fig. 10-1) in the Danian Arctic Region. *C. solea* clearly differs from these species by its significantly smaller size.

Subclass: Heterodonta Neumayr, 1883  
Order: Carditoida Dall, 1889

Superfamily: Crassatelloidea Ferussac, 1822  
Family: Carditidae Fleming, 1828

Genus: *Cardita* Bruguiere, 1792  
Subgenus: *Venericardia* Lamarck, 1801  
*Type Species:* *Venericardia imbricata* Lamarck, 1801

*Cardita (Venericardia) aizyensis* Deshayes, 1860  
Pl. 1, Figs. 3,4

1860 *Cardita aizyensis* Deshayes, p. 762, pl. 61, figs. 32-34.  
1904-13 *Cardita (Venericardia) aizyensis* Deshayes, Cossmann and Pissarro; pl. 31, figs. 97-11.  
1957 *Cardita (Venericardia) aizyensis* Deshayes, Meszaros; p. 16-17, pl. 1, figs. 11-12.

*Remarks.* Our specimen is identical with specimens from the Early Eocene of France described by Cossmann & Pissarro (1904-13). The similar *Venericardia hortensis* (Vinassa de Regny, 1897) (Karagiuleva, 1964, p. 129, pl. 38, figs. 4-5; pl. 39, fig. 2) has rounded ribs that are not as strongly radiating.

Order: Veneroidea H. and A. Adams, 1856

Superfamily: Chamoidea Lamarck, 1809

Family: Chamidae Lamarck, 1809

Genus: *Chama* Linne, 1758

*Type Species:* *Chama lazarus* Linne, 1758

*Chama fimbriata* Defrance 1817

Pl. 1, Figs. 5, 6

1904-1913 *Chama fimbriata* Defrance, Cossmann and Pissarro; pl. 21, fig. 7.

1947 *Chama fimbriata* Defrance, Furon and Soyer; pl. 10, fig. 76-7.

1957 *Chama (Chama) fimbriata* Defrance, Meszaros; p. 12-13, 59, pl. 1, fig. 7; pl. 10, fig. 4.

1977 *Chama fimbriata* Defrance, Piccoli *et al.*, pl. 2, fig. 21.

*Remarks.* The Chamidae originated in the Cenomanian. During the Tertiary, and especially since the Eocene, they became relatively abundant, peaking in the Pliocene tropical and subtropical faunas (Pastorino, 1991). This species is characterized by strong growth lamellae that develop spine-like projections where they are intersected by radiating costate. Paleocene species of *Chama* are known from Georgia (Palmer and Brann, 1966). In the Eocene this genus became relatively more frequent as

suggested by the presence of *Chama calcarata* Lamarck in the Lutetian of France and *Chama granulosa* d'Archiac in the Middle-Late Eocene from Romania and Italy (Meszaros, 1957; Piccoli *et al.* 1977). *Chama fimbriata* Defrance, differs from *Chama calcarata* Lamarck (Meszaros, 1957; p. 59, pl. 10, figs: 3, 5) in having radiating costae of irregular size, shape, and distribution, that extend between about 1 cm to 5 cm from the beak of the left valve.

Superfamily: Hiattelloidea J. E. Gray, 1824

Family: Panopeidae Bronn, 1862

Genus: *Panopea* Menard, 1807

*Type Species:* *Panope aldrovandi* Menard, 1807.

*Panopea gastaldii* Michelotti, 1861

Pl. 1, Fig. 7

1861 *Panopea gastaldii* Michelotti, p. 54, pl. 5, fig. 10.

1911 *Panopea gastaldii* Michelotti, Boussac, p. 248, pl. 15, figs. 26, 35.

1925 *Panopea gastaldii* Michelotti, Schlosser, p. 26.

1964 *Panopea gastaldii* Michelotti, Karagiuleva, p. 118, pl. 37, fig. 2.

1977 *Panopea gastaldii* Michelotti, Piccoli, Schiraldi, Sgarbossa and Tessarolo; pl. 3, fig. 36.

*Remarks.* Most of the Tethys provinces, Paleocene-Eocene large deep burrowing bivalves have been assigned to *Panope heberti* Bosquet, 1849, *Panope allonsensis* (Boussac, 1911), *Panope remensis* Melleville, 1843, *Panope (P.) oppenheimi* Korobkov, 1941, *Panopea bachmanni* Mayer Eymar 1887, *Panopea canevae* (Fabiani, 1905) and *Panopea gastaldii*



Michelotti, 1861. The main distinguishing character between the *Panopea gastaldii* species is the more elongated shape of *Panopea heberti* (Karagiuleva 1964, p. 117, pl. 36, fig. 2) and its short-thick anterior margin. *Panopea allonsensis* (Karagiuleva 1964, p. 116, pl. 37, figs. 1, 4) is of a similar size, has a prominent beak like *Panopea gastaldii*, but the former has a anteriorly situated beak. *Panopea gastaldii* is bigger and has a more regular ornamentation than *Panopea remensis* (Farchad 1936, p. 49, pl. 2, fig. 3), *Panope (P.) oppenheimi* (Meszaros 1957, p. 32, pl. 5, fig. 6), *Panopea bachmanni* (Piccoli *et al.* 1977, p. 24, text.fig. 15a.) and *Panopea canevae* (Piccoli *et al.* 1977, pl. 3, fig. 33).

Order: Myoida Stoliczka, 1870

Superfamily: Myoidea Lamarck, 1809

Family: Corbulidae Lamarck, 1818

Genus: *Corbula* Bruguiere, 1797

Subgenus: *Bicorbula* Fischer, 1887

Type Species: *Corbula gallica* Lamarck, 1805

*Corbula (Bicorbula) gallica* Lamarck, 1805

Pl. 1, Figs. 8, 9

1824 *Corbula gallica* Lamarck, Deshayes; p. 49, pl. 7, figs.1-3.

1911 *Corbula gallica* Lamarck, Boussac; p. 234, pl. 12, fig. 15; pl. 13, fig. 7; pl. 15, fig. 2-36.

1904-13 *Corbula (Bicorbula) gallica* Lamarck, Cossmann and Pissarro; pl. 3, fig. 20-2.

1933 *Corbula (Bicorbula) gallica* Lamarck, Glibert; p. 164, pl. 11, fig. 2.

1947 *Corbula gallica* Lamarck, Furon and Soyer; pl. 8, fig. 20-2.

1957 *Corbula (Bicorbula) gallica* Lamarck, Meszaros,; p. 34-35, pl. 5, figs. 7-8.

1963 *Corbula (Bicorbula) gallica* Lamarck, Vlaicu-Tatarim; p. 160-161, pl. 11, fig. 2-4; pl. 12, figs. 1-2.

1964 *Corbula (Bicorbula) gallica* Lamarck, Karagiuleva; p. 81, pl. 25, figs. 15, 17-19.

1977 *Corbula gallica* Lamarck, Piccoli, Schiraldi, Sgarbossa and Tessarolo; pl. 2, fig. 30.

*Remarks.* This species is the most abundant species in the West-central European Paleogene Basins, where it occurs in nearly shallow-water sedimentary facies. The species that appears most similar in morphology to the present one is *Corbula semicostata* (Bellardi, 1852) (Boussac 1911, p. 233, pl. 14, figs. 30, 39-42, 49-50) which is well known in Early-Middle Eocene faunas of the Alpine regions. *Corbula (Bicorbula) gallica* differ from *Corbula semicostata* by having a relatively more elongated shape, with a strongly produced posterior margin.

Class: Gastropoda Cuvier 1797

Subclass: Prosobranchia Milne Edwards 1848

Order: Archaeogastropoda Thiele 1925

Suborder: Neritopsina Cox and Knight 1960

Superfamily: Neritoidea Rafinesque 1815

Family: Neritidae Rafinesque, 1815

Subfamily: Neritinae Rafinesque 1815

Genus: *Velates* Montfort 1810

Type Species: *Velates conoideus* de Montfort 1810, by original designation= *Neritina schmideliana* (Chemnitz 1853)= *Nerita perversa* Gmelin 1791.

*Velates perversus* (Gmelin, 1789)

Pl. 2, Figs. 1-8

- 1904-13 *Velates schmideli* (Chemnitz),  
Cossmann and Pissarro; pl. 6, fig. 40-1.
- 1936 *Velates* cf. *V. perversus* (Gmelin), Pinard;  
p. 101.
- 1952 *Velates perversus* (Gmelin), Eames; p. 12.
- 1947 *Velates schmideli* Chemnitz, Furon and  
Soyer; 230, pl. 6, fig. 40-1
- 1954 *Velates schmidelianus* Chemnitz,  
Malaroda; p. 37, pl. 2, fig. 1; pl. 10, fig. 14.
- 1957 *Velates (Velates) schmidelianus* Chemnitz,  
Meszaros; p. 37, 112, pl. 6, fig. 1; pl. 21,  
fig. 10; pl. 22, fig. 1.
- 1963 *Velates schmidelianus* Chemnitz, Vlaicu-  
Tatarim; p. 163.
- 1964 *Velates perversus* (Gmelin), Karagiuleva; p.  
132-133, pl. 40, figs. 3-10.
- 1969a *Velates perversus* (Gmelin), Iqbal; p. 43,  
pl. 5, fig. 69.
- 1969b *Velates perversus* (Gmelin), Iqbal; p. 42,  
pl. 16, fig. 4.
- 1972 *Velates schmidelianus* (Chemnitz),  
Kecskemétiné-Körmendy; p. 220, pl. 5, fig.  
7; pl. 6, figs. 1-2.
- 1973 *Velates perversus* (Gmelin), Iqbal; p. 21, pl.  
24, fig. 5; pl. 25, fig. 6.
- 2000 *Velates perversus* (Gmelin), Bonci, Cirone,  
Merlino and Zaliani; p. 214, pl. 3, fig. 4.
- 2006 *Velates perversus* (Gmelin), Mikuž; p. 54,  
pl. 1, fig. 1; pl. 2, fig. 1; pl. 3, fig. 1.
- 2008 *Velates perversus* (Gmelin), Okan and  
Hoşgör, text-fig., 6-e.

*Remarks.* The species of the neritid gastropods *Velates perversus* (Gmelin) are represented by better preserved and more abundant material than are the other gastropods; therefore, this section discusses the neritids (Figure 5). Vokes (1935) argued that the oldest *Velates* is *V. cuneatus* (Gabb) of Campanian age. Kenn and Cox (1960) give the range of *Velates* Cenomanian through Eocene, which is the same range as that given by Cossmann (1925), who listed the species upon

which he based the range (Woods and Saul, 1986). Typical *Velates*, then, with an expanded, thick, inner lip callus covering the apertural face and inner lip teeth reduced to coarse serrations (Figure 5), is known only from the Eocene. The shell in *V. perversus* is large and thick. Its geometry is roughly conical, with 2-3 tightly coiled apical whorls. When referring to shell morphology in *Velates*, it is convenient to refer to an abapertural and an apertural side, corresponding to the cone-shape surface and the basis of the cone, respectively (Savazzi, 1992).

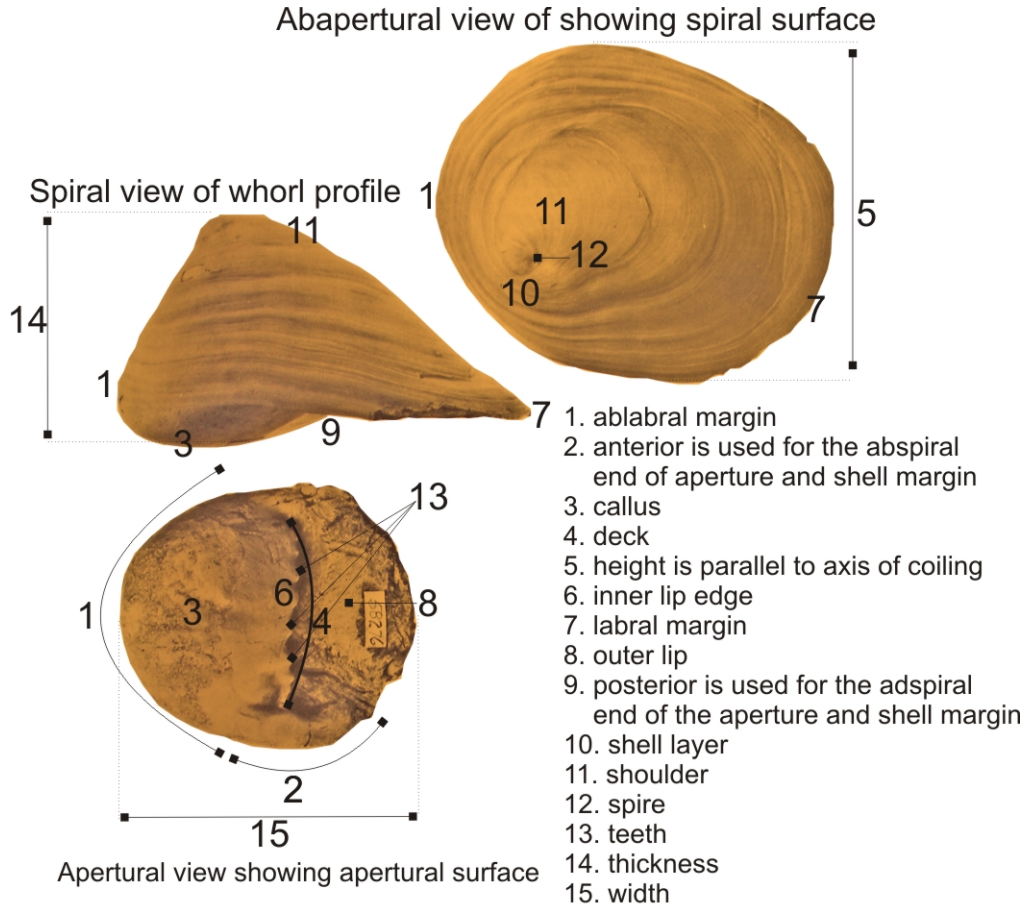
Several taxa (*V. noetlingi* Cossmann and Pissarro, 1909; *V. balkanicus* Bontscheff, 1896; *V. equinus* Bezonçon, 1870) are more similar to *V. perversus*. *V. noetlingi* is more oval, and has a very low spire (Cossmann and Pissarro, 1909, p. 76). *V. balkanicus* (Bontscheff, 1896 p. 380, pl. 6, Figs. 1-6) is similar to *V. perversus*. It differs from *V. perversus* in its thickened outer lip, thicker more rolled ablabral deck margins, and slightly less convexly swollen deck surface. *V. equinus* (Cossmann and Pissarro, 1910; pl. 6, fig. 40.2) differs from *V. perversus* in its stronger, broader teeth on the inner lip and in its roundly inflated whorl with no trace of the shoulder angulation.

Subclass: Opisthobranchia Milne Edwards 1848  
Order: Mesogastropoda Thiele, 1925  
Superfamily: Calyptraeoidea Lamarck, 1809  
Family: Calyptraeidae Lamarck, 1809

Genus: *Calyptraea* Lamarck, 1799  
Subgenus: *Trochita* Schumacher, 1817  
Type Species: *Patella trochiformis* Gmelin, 1791.

*Calyptraea (Trochita) aperta* (Solander, 1766)  
Pl. 3, Figs. 1-4

1766 *Trochus apertus* Solander, p. 9, figs. 1, 2.



### Dimensions of *Velates perversus*.

Specimens (mm)	Height	Width	Thickness	Inner lip length	Deck width
AUY07106	70	65	32	25	12
AUY07107	80	68	36	-	-
AUY07108	76	62	34	-	-
AUY07109	71	66	33	30	14

Figure 5. Diagrams for *Velates perversus* (Gmelin) (modified from Woods and Saul, 1986).

Şekil 5. *Velates perversus* (Gmelin) türünün tanımlanmasında esas alınan diyagramlar (Woods ve Saul, 1986 dan değiştirilerek alınmıştır).

1904-1913 *Calyptraea aperta* (Solender),  
Cossmann and Pissaro, pl. 12, fig. 1.

1911 *Calyptraea aperta* (Solender), Boussac; p.  
276-277.

1925 *Calyptraea aperta* (Solender), Schlosser; p.  
89, pl. 3, fig. 22.

1933 *Calyptraea cf. aperta* (Solender), Isaeva; p.  
12, pl. 1, fig. 16.

1938 *Calyptraea (Calyptraea) aperta* (Solender),  
Glibert; p. 54, pl. 1, fig. 21.

1957 *Calyptraea (Trochita) aperta* (Solender),  
Meszaros; p. 40, 133-134, pl. 7, figs. 4-  
7; pl. 26, fig. 4.

1964 *Calyptraea (Trochita) aperta* (Solender),  
Karagiuleva; p. 159-160, pl. 43, fig.  
14.

*Remarks.* Specimens of *Calyptraea (Trochita) aperta* (Solender) are common at the Yoncalı formation. This limpet-like gastropod has a conical shell that is almost circular in outline. The Calyptraeidea are very modified caenogastropods. They tend to modify their shells to a dorso-ventrally flattened, limpet or limpet-like morphology. They also tend to an almost sessile habit. The species is known in North America from the Eocene to the Miocene (Harris and Palmer, 1946) and in Europe from the Late Paleocene to the Late Eocene. Karagiuleva (1964) (p. 159; pl. 43, figs. 12-13) suggested that *C. (T.) suessoniensis* (d'Orbigny, 1847) from Bulgaria was closely related. However, this species never developed the rows of foliated spines.

Superfamily: Stromboidea Rafinesque, 1815  
Family: Strombidae Swainson, 1840

Genus: *Rimella* Agassiz, 1840

Type Species: *Rostellaria fissurella* Linne 1758.

*Rimella fissurella* (Linne, 1758)  
Pl. 3, Figs. 5, 6

- 1866 *Rostellaria fissurella* Lamarck, Deshayes; p. 458  
1911 *Rimella fissurella* (Coquebert and Brongniart), Boussac; p. 317, pl. 18, fig. 89.  
1911 *Rimella fissurella* (Linne), Cossmann and Pissarro; pl. 30, fig. 1.  
1925 *Rimella fissurella* (Linne), Schlosser; p. 36, 99, pl. 3, fig. 25; pl. 8, fig. 8.  
1933 *Rimella fissurella* (Linne), Glibert; p. 56-57, pl. 3, fig. 12.  
1933 *Rimella fissurella* (Linne), Gocev; p. 187, pl. 5, şek. 10.

- 1947 *Rimella fissurella* (Linne), Furon and Soyer; p. 68, 117, 162, pl. 14, fig. 1.  
1957 *Rimella fissurella* (Linne), Meszaros; p. 43-44, 139, pl. 8, fig. 2-3; pl. 27, fig. 7.  
1963 *Rimella fissurella* (Linne), Vlaicu-Tatarim; p. 171-172, pl. 16, fig. 8.  
1964 *Rimella fissurella* (Linne), Karagiuleva; p. 163, pl. 44, fig. 6.  
1988 *Rimella fissurella* (Lamarck), Abate, Baglioni, Bimbatti and Piccoli; p. 138, pl. 1, fig. 13.

*Remarks.* *Rimella labrosa* (Sowerby, 1823) (Karagiuleva, 1964, p. 162-163, pl. 44, figs. 7-8) from the Late Eocene of Bulgaria is clearly distinguished from this species by its slender outline, and less angulated and wider aperture.

Superfamily Ampullinoidea Cossmann 1918  
Family Ampullinidae Cossmann 1918  
Genus *Globularia* Swainson 1840  
Type Species. *Ampullaria sigaretina* Lamarck 1804.

*Globularia vapincana* (d'Orbigny 1850)  
Pl. 3, Figs. 7, 8

- 1850 *Natica vapincana* d'Orbigny, p. 345.  
1873 *Natica vapincana* d'Orbigny, Bayan, p. 104-105, pl. 15, figs. 1-2.  
1911 *Natica (Ampullina) vapincana* d'Orbigny, Boussac, p. 327-328, pl. 20, figs. 11, 13.  
1957 *Ampullina vulcani* (Brongniart) var. *vapincana* d'Orbigny, Meszaros, p. 128, pl. 25, fig. 7.  
1964 *Globularia (Globularia) vapincana* (d'Orbigny), Karagiuleva, p. 176, pl. 51, fig. 1-9.  
2008 *Globularia vapincana* (d'Orbigny 1850), Okan and Hoşgör, p. 789, pl. 1, figs. 1-9.

*Remarks.* *Globularia (Globularia) vulcani* (Brongniart 1864) (Karagiuleva 1964, p. 175, pl. 49, fig. 4) from the Middle Eocene of Bulgaria is very similar in size and shape to this species but the former differs from the latter by having a less distinctive carination and higher whorls of the spire. The large taxonomic description and geologic occurrences of *Globularia* are listed and summarized in Okan and Hoşgör (2008).

Class: Scaphopoda Bronn, 1862

Ordo: Dentaliida Starobogatov, 1974

Family: Dentaliidae Gray, 1824

Genus: *Dentalium* Linne, 1758

*Dentalium montense* Briart and Cornet, 1889

Pl. 3, Fig. 9

1889 *Dentalium montense* Briart and Cornet, p. 80, pl. 24, fig. 12.

1915 *Dentalium (Fustiaria) montense* Briart and Cornet, Cossmann; p. 6, pl. 1, figs. 18-19.

1975 *Dentalium (Pseudantilis) montense* Briart and Cornet, Anderson; p. 142, pl. 12, figs. 1-2.

*Remarks.* The sculpture of this specimen is highly reminiscent of that of *Dentalium montense* Briart and Cornet 1889, which was described as *Dentalium (Fustiaria) montense* Briart and Cornet, 1889, by Cossmann (1915) from the synchronous Belgic formation.

## STRATIGRAPHIC AND PALEOGEOGRAPHIC IMPORTANCE

The Early Cenozoic timescale provides a framework within which to examine the

evolution and geographic distribution of various animal groups such as terrestrial vertebrates, marine invertebrates and the larger Foraminifera and, thereby, the history of this period of the Tethys sea. The *Nummulites* limestones are extended from the West Pacific, to the Central Mediterranean, and to the Atlantic (Figure 6) (Racey, 2001). Apart from the many correlations of Tethyan Early Cenozoic based on benthic foraminifera and calcareous nannoplankton, we remember several studies based at least partially on molluscs (Figure 7), for instance by Meszaros (1960), Renzi (1975), Maxamed and Carush (1982), Piccoli et al. (1977), Piccoli (1984), Piccoli et al., (1986), Abate et al., (1988), Amitrov (1994) and Okan and Hoşgör (2008.).

In the Eocene time, the mollusc faunas of France (Loire-Paris Basin), Italy (Venetian and Piedmont Basin) and other large European Basins are very similar or almost the same. The environmental conditions must have been essentially the same. In particular, bivalves and gastropods of shallow seas represent a good means for paleobiogeographic correlations and, to some extent, also stratigraphic markers, if the comparison is made within homogeneous or between similar environments (Piccoli, 1984; Piccoli et al., 1986; Amitrov, 1994). The fossil mollusc assemblages of the Eocene have been examined for this purpose from the following areas (Figure 7); Southern England (Edwards, 1854; Wood, 1861, Wrigley, 1946, 1949); the Venetian Basin (NE Italy) (Malaroda, 1954; Piccoli and Mocellin, 1962; Piccoli et al., 1977; Abate et al., 1988; Mavros, 1990), the Piedmont Basin (NW Italy) (Bonci et al., 2000), the Loire-Paris Basin and Vigny (France) (Deshayes, 1824; Cossmann, 1895; Cossmann and Pissaro, 1904-13; Farchad, 1936; Pinard, 1936; Furon and Soyer, 1947), Belgium (Glibert, 1933; Glibert

and Poel 1965; Marquet, 1995), Germany (Schlosser, 1925; Anderson, 1975), the Transylvanian Basins (Romania) (Popescu-Voitești, 1910; Meszaros, 1957; Vlaicu-Tatarim, 1963; Meszaros et al., 1969), the Dinaric carbonate platform (Pavic, 1970; Mikuz, 2006), the Bulgarian Paleogene basins (Bontscheff, 1896; Douville, 1908; Gocev, 1933; Karagiuleva, 1964), the Hungarian Paleogene basins (Douville, 1908; Szöts, 1953; Kecskeméti-Körmendy, 1972; Laszlo, 1974; Kecskeméti-Körmendy and Meszaros 1980; Bodó, 1992), the Crimea

(Douville, 1908; Isaeva, 1933; Vasilenko, 1952), the Turkish Paleogene basins (Haymana-Polatlı, Çankırı Basins and KB Malatya) (Stchepinsky, 1941; Erünal, 1942; Örçen, 1985; Okan and Hoşgör, 2008; herein) chosen as sample zone of the Tethys, North Africa (Tunusia and Egypt) (Cuvillier, 1930, Abbass, 1972; Elbassyony, 2004), Iran (Chahida, 1978), Qatar (Boukhary, 1985; Abu-Zeid and Boukhary, 1984), Pakistan (Iqbal, 1969a, 1969b, 1973) and India (Vokes, 1937; Eames, 1952).

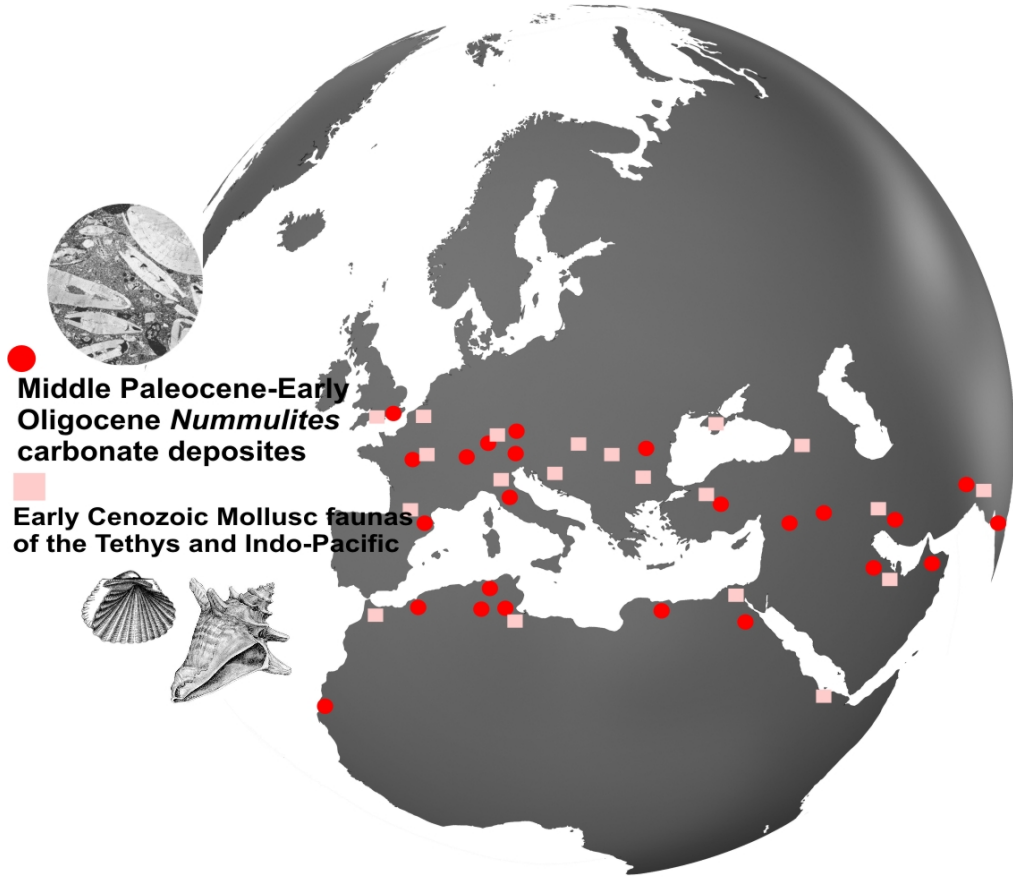


Figure 6. Geographical distribution of the Middle Paleocene-Early Oligocene *Nummulites* carbonate deposits (modified from Racey, 2001) and Early Cenozoic Mollusc Faunas (Maxamed and Curush, 1982; Piccoli et al., 1986).

Şekil 6. Orta Paleosen-Erken Oligosen aralığında *Nummulites* karbonat depolanmalarının (Racey, 2001'den) ve Erken Eosen Mollusklarının coğrafik dağılımı (Maxamed ve Curush, 1982; Piccoli vd., 1986).

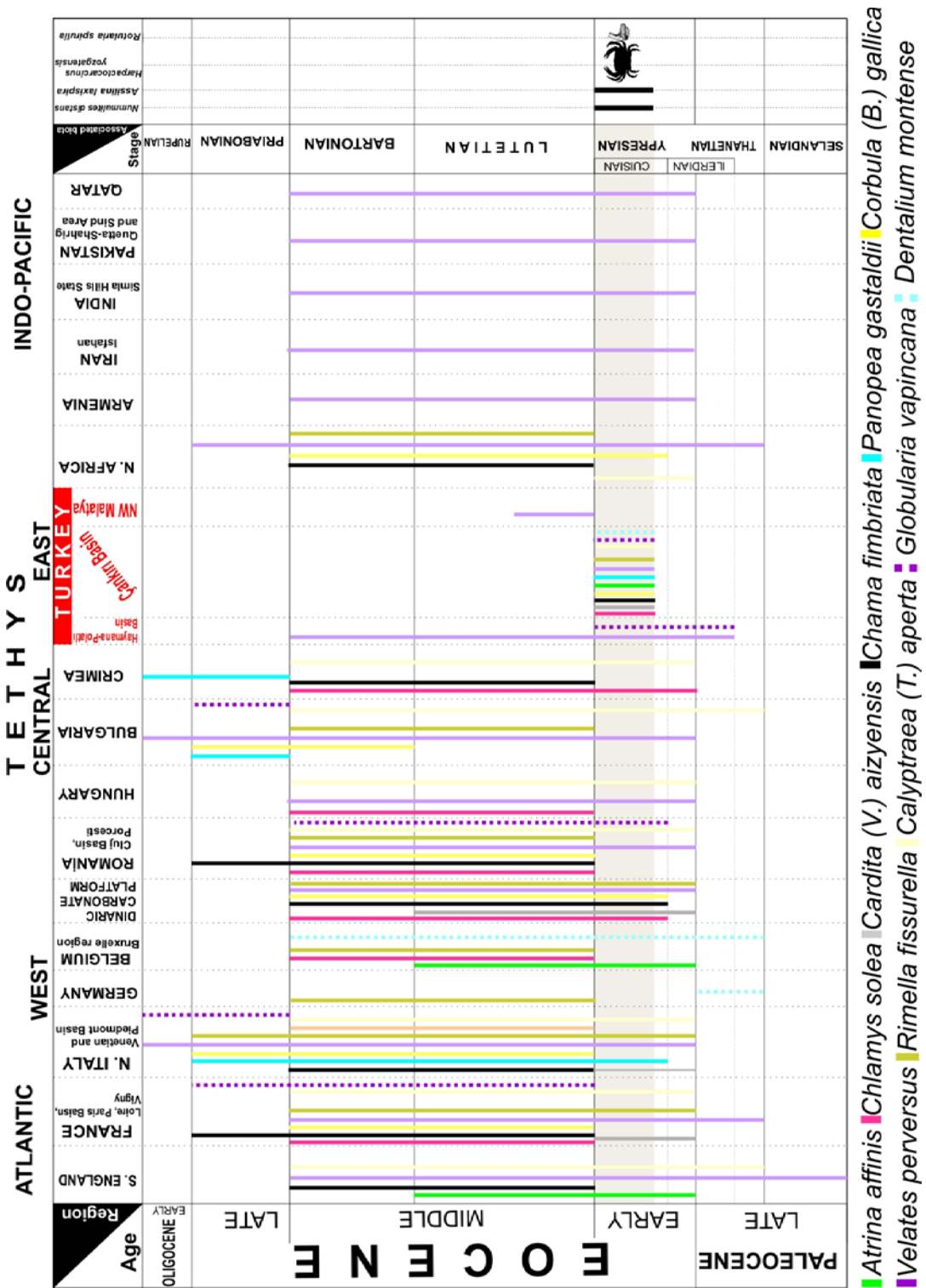


Figure 7. Stratigraphic and geographic distribution of the mollusc assemblage from Early Eocene of the Çankırı Basin.

Şekil 7. Çankırı Havzası Erken Eosen mollusk topluluğunun stratigrafik ve coğrafik dağılımı.

In this study, the stratigraphic ranges and paleogeographic distributions of some of the species have been modified. The following species are found here for the first time within Turkey; *Atrina affinis* (Sowerby), *Chlamys solea* (Deshayes), *Cardita (Venericardia) aizyensis* Deshayes, *Chama fimbriata* DeFrance, *Panopea gastaldii* Michelotti, *Corbula (Bicorbula) gallica* Lamarck. The stratigraphic ranges of some of the species in this study have been changed after calibration with the benthic foraminifera and their studied invertebrate groups (decapods and serpulids) with which they are associated.

The identified mollusc faunas are stratigraphically and geographically widely distributed species. In Turkey these occur in the Early Eocene (middle-late Cuisian) of the Çankırı Basin. They are also described from the Paleocene to Early Oligocene of Europe (Figure 7).

## DISCUSSIONS AND CONCLUSIONS

Molluscs were identified from the middle part of the Yoncalı formation which also contains decapods. Within the Yoncalı Formation, Akgün et al. (2002) described the first palynomorph assemblages of the Early-Middle Eocene age. Hoşgör and Okan (2006) studied the nummulitic limestones of shallow marine environment origin and showed by aid of serpulids that these are Early Eocene in age. A more detailed biostratigraphical study of the Yoncalı Formation with new decapods was performed by Schwietzer et al. (2007). These authors dated various macrofauna by comparing them to nummulites assemblages of the Early Eocene age. From the Central Anatolian area the only age date for the

sedimentary rocks with nummulitic limestones is given in Sirel (1998) and Özcan et al. (2007).

Another implication for new data concerns the Atlantic, Mediterranean and Indo-Pacific Region distribution of the Early Tertiary molluscan fauna that we found in the Çankırı Basin. The Early Eocene molluscs assemblage described in this study exhibits a capability of being transported over long distances. In particular benthic molluscs, with a long larval life of a planktotrophic type, represent one of the best ways for reconstruction of the pathways of migration along marine currents through geologic time (Piccoli, 1984; Hoşgör, 2008.). This conclusion is in accordance with the suggestion of Piccoli (1984) and Piccoli et al. (1986) and may help in the correlation of these main provinces.

The data may contribute to a discussion on the Early Eocene paleogeography of the Eocene in the Tethyan realm. The similarity of the Early Eocene Molluscan fauna in the middle-eastern Tethys to that of further western Tethys basins and of the major oceans may indicate that these were already connected and that the former was shallow water, as was the Indo-Pacific.

In conclusion, the results of our new data can be summarised as follows:

1. Age determination using molluscan fauna data from a Yoncalı Formation within the Early Tertiary sedimentary sequences of the Çankırı Basin seems to indicate the presence of Early Eocene (middle-late Cuisian) mollusc assemblages from the decapod beds around the Yerköy area. This age is further confirmed by data from nummulites and serpulids.
2. The molluscan assemblage and associated biota suggest warm shallow-marine conditions



during middle-late Cuisian time. Essentially, these beds are interpreted to represent more shallow water facies.

3. The new data suggest that during the Early Eocene the Tethyan oceans in the east and west were not isolated; they were shallow water and connected to the Indo-Pacific ocean areas.

## ACKNOWLEDGEMENTS

The authors are grateful to Dr.ERCÜMENT SİREL (Ankara University, Ankara) for the foraminifera determinations, stratigraphical and paleoecological discussions, Prof. Dr. Carrie E. SCHWEITZER (Kent State University, USA) and Prof. Dr. Rodney. M. FELDMANN (Kent State University, USA) for the decapod descriptions, Dr. Koray SÖZERİ (Ankara University, Ankara) for his help during the field work and Azad SELÇUK (Ankara University, Ankara) for her help in providing 3D illustration.

## GENİŞLETİLMİŞ ÖZET

Orta Anadolu'nun önemli havzalarından biri olan Çankırı Havzası Tersiyer süresince, Torid/Anatolid ve Sakarya kıtaları arasında yer alan bir çarpışma havzası olarak şekillenmiştir (Tüysüz ve Dellaloğlu, 1992). Havzanın güney sınırı boyunca, Yozgat-Yerköy arasında, Tersiyer yaşlı havza dolgusu egemen olarak karasal ve sığ denizel fasiyestedir ve Geç Kretase yaşlı Yozgat magmatiklerini veya volkanik seriyi uyumsuzlukla örter. Yoncalı formasyonu (sığ denizel kumtaşları, şeyller ve kireçtaşı merclekleri), İncik formasyonu (karasal konglomeralar ve kumtaşları) ve Bayat formasyonu (karasal lavlar ve proklastik kayalar) Erken-Geç Eosen yaşlıdır ve birbirleriyle yanal ve düşey geçişlidir (Erdoğan vd. 1996; Akgün vd.

2002). Yozgat-Yerköy İlçesinin güneyinde Pöhrenk Köyünün 1km KD da bulunan çalışma alanında, daha önceki yıllarda yapılmış olan çalışmalarla decapoda-yengeç fosilleri (*Harpactocarcinus yozgatensis* Schweitzer et al., 2007) ile birlikte annelid polychaetelerden bir tür (*Rotularia spirulaea* Lamarck, 1818) tanımlanmıştır (Hoşgör ve Okan, 2006). Bölgeye yapılan son arazi çalışmasında ise yengeç fosillerinin egemen olduğu seviyede mollusklar bulunmuştur. Yoncalı Formasyonu'nun orta kesimlerinden alınan mollusklardan, altı bivalv türü: *Atrina affinis* (Sowerby, 1821), *Chlamys solea* (Deshayes, 1824), *Cardita (Venericardia) aiziensis* Deshayes, 1860, *Chama fimbriata* DeFrance, 1817, *Panopea gastaldii* Michelotti, 1861 ve *Corbula (Bicorbula) gallica* Lamarck, 1805, dört gastropod türü: *Velates perversus* (Gmelin, 1789), *Rimella fissurella* (Linne, 1758), *Calyptraea (Trochita) aperta* (Solender, 1766) ve *Globularia vapincana* (d'Orbigny, 1850) ve bir skapod türü: *Dentalium montense* Briart ve Cornet, 1887 tanımlanmıştır. Çalışılan birim harpactocarcinidler ile birlikte kumtaşı, pelajik çamurtaşı ve kireçtaşından oluşmuştur. Birimin yaşı bentik foraminiferlerden *Nummulites distans* Deshayes (A ve B formları), *Assilina laxispira* Dela Harpe'ye dayanarak SB 11-12 zonuna karşılık gelen Erken Eosen (orta-geç Küviziyen)'dir. Molluskların birlikte bulunduğu diğer fosil toplulukları ise bentik foraminiferler, serpulidler, tanımlanamamış ekinitler ve köpekbalığı dişleridir. Bivalv, gastropod ve skapodların dağılımları incelendiğinde, çalışma alanının paleocoğrafik yapılınmada Doğu Avrupa bölgesinin bir parçası olduğunu gösterir. Tetis Bölgesi ele alındığında Paleosen sonundan Erken Eosen'e kadar Tetis'in orta Anadolu ve Hint-Pasifik bölgesiyle de bağlantılı olduğu bentik organizmaların yayılımıyla ortaya çıkmaktadır.

**PLATE 1**

**Figure 1.** *Atrina affinis* (Sowerby, 1821), right valve, AUY07101.

**Figure 2.** *Chlamys solea* (Deshayes, 1824), left valve, AUY07102.

**Figures 3-4.** *Cardita (Venericardia) azyensis* Deshayes, 1860

3. right valve, internal view,

4. right valve, external view, AUY07103.

**Figures 5-6.** *Chama fimbriata* DeFrance, 1817

5. left valve, external view,

6. left valve, internal view, AUY07104.


**Figure 7.** *Panopea gastaldii* Michelotti, 1861, left valve, AUY07106.

**Figures 8-9.** *Corbula (Bicorbula) gallica* Lamarck, 1805

8. dorsal view,

9. left valve, external view, AUY07105.

(Scale bars 10 mm).

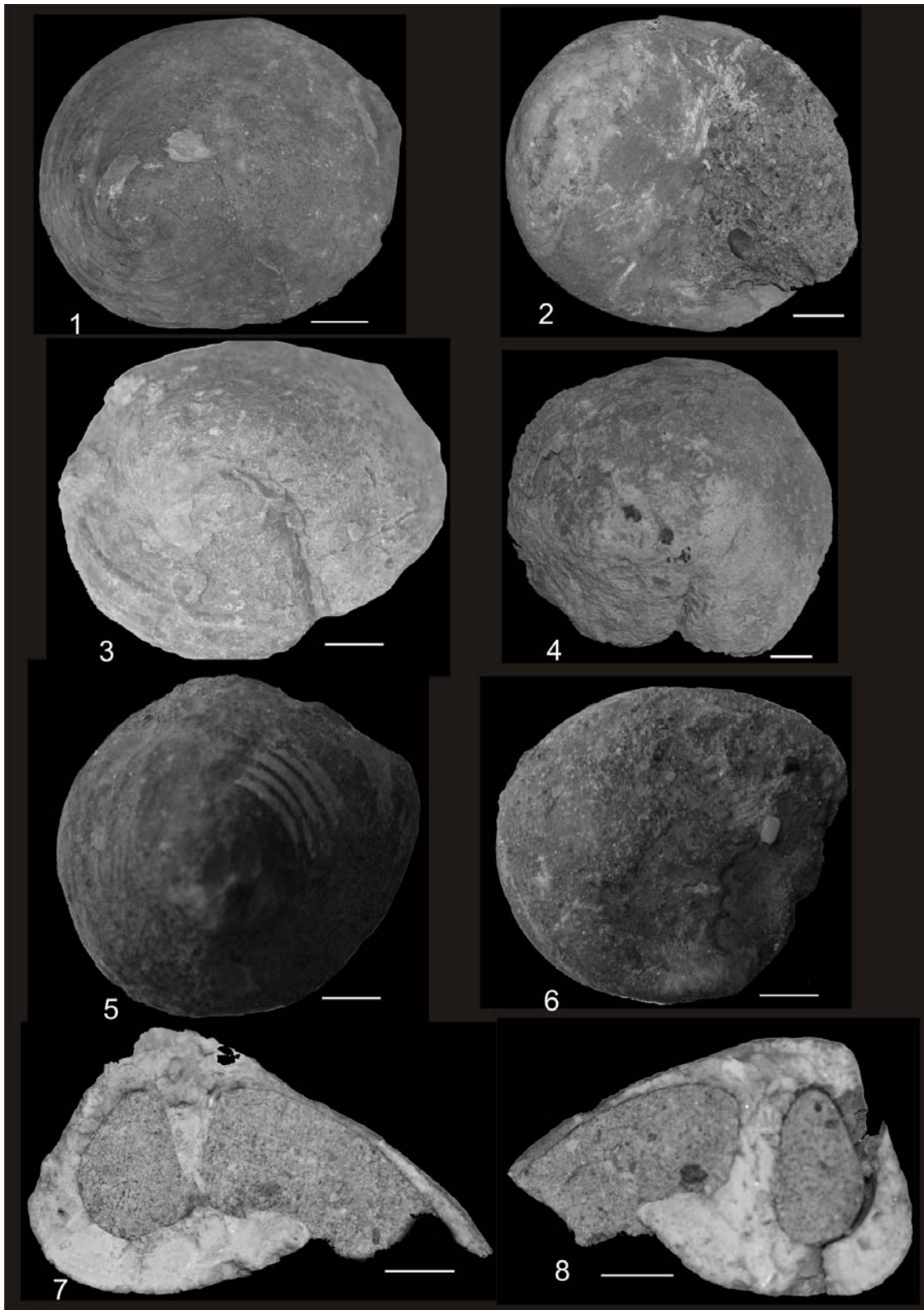


## PLATE 2

**Figure 1-8. *Velates perversus* (Gmelin, 1789)**

1. abapertural view showing spiral surface,
2. apertural view, AUY07106
3. abapertural view, AUY07107
4. abapertural view, AUY07108
5. abapertural view,
6. apertural view,
- 7-8. polished section showing thin shell in apertural area of last whorl, layers deposited, internally in spiral area, thick callus on apertural face and very thick callus around ablabral margin, AUY07109.

(Scale bars 10 mm).



### PLATE 3

**Figure 1-4. *Calyptraea (Trochita) aperta*** (Solender 1766)

1. apical view, AUY07110.
2. apical view, AUY07111.
3. apical view,
4. apertural view, AUY07112.

**Figure 5-6. *Rimella fissurella*** (Linne, 1758).


5. abapertural view,
6. apertural view, AUY07113.

**Figure 7-8. *Globularia vapincana*** (d'Orbigny 1850).

7. abapertural view,
8. apertural view, AUY07114.

**Figure 9. *Dentalium montense*** Briart and Cornet, 1889, AUY07115.

(Scale bars 10 mm).



## REFERENCES

- Abbas, H.L., 1972. A Monograph of the Egyptian Paleocene and Eocene Pelecypods. *Egyptian Journal of Geology*, 16, 69-200.
- Abate, A., Baglioni, A.R., Bimbatti, C. and Piccoli, G., 1988. Rassegna di Molluschi Marini Bentonici e Nectonici del Cenozoico Triveneto. *Memorie di Scienze Geologiche*, 40, 135-171.
- Abu-Zeid, M. and Boukhary, M., 1984. Stratigraphy, Facies and Environment of Sedimentation of the Eocene Rocks in the Fhailil (Gebel Dukhan) Section, Qatar, Arabian Gulf. *Revue de Paleobiologie*, 3, 159-173.
- Adams, H. and Adams, A., 1857. The Genera of Recent Mollusca; Arranged According to their Organization. Vol. 1. Jan van Voorst, London, pp. 484.
- Akgün, F., Akay, E. and Erdoğan, B., 2002. Tertiary terrestrial to shallow marine deposition in Central Anatolia: A palynological approach. *Turkish Journal of Earth Sciences*, 11, 127-160.
- Amitrov, O.V., 1994. Changes in composition of the Gastropods in the western Eurasian seas at the Eocene-Oligocene Boundary. *Paleontological Journal* 28, 19-30.
- Anderson H.J., 1975. Die Fauna der paläocänen Hückelhovener Schichten aus dem Schacht Sophia Jacoba 6 (Erkelenzer Horst, Niederrheinische Bucht). *Geologica et Palaeontologica*, 9, 141-171.
- Berggren, W.A., Kent, D.V., Swisher, C.C. and Aubry, M.P., 1995. A revised Cenozoic geochronology and chronostratigraphy. In: Berggren W.A., Kent D.V., Aubry M.P. and Hardenbol J. (eds), *Geochronology, time scales and global correlation: an unified temporal framework for an historical Geology*. Society of Economic Paleontologists and Mineralogists, Special Publications, 54, 129-212.
- Beurlen, K., 1944. Beiträge zur Stammesgeschichte der Muscheln. *Bayerischen Akademie der Wissenschaften*, 1-2, 133-145.
- Bieler, R. and Mikkelsen, P.M., 2006. Bivalvia-a look at the Branches. *Zoological Journal of the Linnean Society*, 148, 223-235.
- Bodo, K., 1992. Study of Late Eocene Bivalves from Buda Hills. *Annales Universitatis Scientiarum Budapestinensis de Rolando Eötvös Nominatae* 29, 217-235.
- Bonci, M. C., Cirone, G., Merlino, B. and Zaliani, L., 2000. The Oligocene Mollusc Fauna of the Piedmont Basin (North-Western Italy) I. Scaphopoda and Archaeogastropoda. *Rivista Italiana di Paleontologia e Stratigrafia*, 106 (2), 203-236.
- Bontscheff, St., 1896. Das Tertiärbecken von Haskovo (Bulgarien). *Jahrbuch der k. Geologischen Reichsanstalt* 46, 310-384.
- Boukhary, M., 1985. Paleontological studies on the Eocene succession in Western Qatar, Arabian Gulf. *Revue de Paleobiologie*, 4, 183-202.
- Briart, A. and Cornet, F.L., 1889. Description des fossiles du calcaire grossier de Mons. Quatrième partie. *Mémoires de l'Académie royale des Sciences, des Lettres et des Beaux-Arts de Belgique*, 47, 1-128.
- Bruguiere, J.G., 1792. *Encyclopedique methodique*. Hist. natur.vers. Tome premier, Paris, 1-757.
- Chahida, M.R., 1978. Das Vorkommen von Alttertiär im Zefreh-Becken (ENE Isfahan). *Mitteilungen der Österreichischen Geologischen Gesellschaft* 68, 1-3.



- Çemen, İ., Gönçüoğlu, M.C. and Dirik, K. 1999. Structural Evolution of the Tuzgölü Basin in Central Anatolia, Turkey. *The Journal of Geology*, 107, 693-706.
- Cossmann, M., 1895. Mollusques eocéniques de la Loire inférieure. *Bull. De. La. Soc. Des Sciences naturelles de l'ouest de la France*, Nantes, 227, 1-15.
- Cossmann, M., 1915. Revision des Scaphopodes, Gastropodes et Cephalopodes du Montian de Belgique. *Mémoires du Musée royal d'Histoire naturelle de Belgique*, 6, 1-71.
- Cossmann M., 1918. Éocène de Bretagne. Faune de Bois-Gouët. Atlas paléontologique. Hermann & Fils, Paris, p. 1-19.
- Cossmann, M., 1925. Essais de paleoconchologie comparée. Press Universitaires de France, Paris, 13, 1-345.
- Cossmann, M. and Pissarro, G., 1904-13. Iconographie complète des Coquilles fossiles de l'Éocène des Environs de Paris. Tome 2, Scaphopodes, Gastropodes, Brachiopodes, Céphalopodes et supplément, pl. 1-65, Paris.
- Cox L R. and Knight, J.B., 1960. Thoughts on the classification of the Bivalvia. *Proceedings of the Malacological Society of London*, 34, 60-88.
- Cuvier, G., 1797. *Tableau élémentaire de l'histoire naturelle des animaux*. Paris, pp.1-710
- Cuvillier, J., 1930. Révision du Nummulitique Égyptien. *Mémoires présentés à L'Institut D'Égypte* 16, 1-371.
- Dall, W. H., 1889. On the hinge of pelecypods and its development with an attempt toward a better subdivision of the group. *American Journal of Science*, 38, 445-462.
- Deshayes, G. P., 1824. Descriptions des coquilles fossiles des environs de Paris. t. 1, p. 390, Paris.
- Dillwyn, L.W., 1817. A descriptive catalogue of Recent shells, arranged accordingly to the Linnean method, with particular attention to the synonymy. 1, 1-580; 2: 581-1092. J & A. Arch, Cornhill, London.
- Douville, H., 1908. Sur quelques gisements à Nummulites de l'Est de l'Europe (Crimée, Bulgarie, Hongrie), Rectification à la nomenclature de quelques Nummulites. *Bulletin Society Geologie de France*, 8, p. 266.
- Eames, F.E., 1952. A contribution to the study of the Eocene in western Pakistan and western India C. The description of the Scaphopoda and Gastropoda from Standard sections in the Rakhi Nala and Zinda Pir areas of the western Punjab and in the Kohat district. *Philosophical Transactions of the Royal Society of London, Biological Sciences*, 236, 1-168.
- Edwards, F.E., 1854. A Monograph of the Eocene Mollusca, or descriptions of shells from the older Tertiaries of England, part III.1: Prosobranchiata. *Monographs of the Palaeontographical Society*, 121-180.
- Elbassyony, A.A., 2004. Stratigraphy of ElHarra Area, Bahariya Oases, Western Desert, Egypt. *Journal of the Sedimentological Society of Egypt* 12, 207-232.
- Erdoğan, B., Akay, E. and Uğur, M.S., 1996. Geology of the Yozgat region and evolution of the collisional Çankırı Basin. *International Geology Review*, 38, 788-806.
- Erünal, L., 1942. Faune paléocène de la région de Sivrihisar-Polatlı. *Revue de l'Institut d'Études et de Recherches Minières de Turquie*, 1, 126-132.
- Farchad, H., 1936. Étude du Thanétien (Landénien marine) du Bassin de Paris. *Mémoires de la Société Géologique de France*, 30, 1-101.

- Ferussac A.E.J.P.J.F., 1822. Tableaux systématiques des animaux mollusques classés en familles naturelles, dans lesquels on a établi la concordance de tous les systèmes; suivis d'un prodrome générale pour tous les mollusques terrestres ou fluviatiles, vivants ou fossiles. Deuxième partie. (Première section.) Tableaux particuliers des mollusques terrestres et fluviatiles, présentant pour chaque famille les genres et espèces qui la composent. London, 1-110.
- Fischer, P.H., 1887. Manuel de Conchyliologie et de Paleontologie Conchyliologique ou histoire naturelle des mollusques vivant et fossiles. 8, 689-896.
- Fleming, J., 1828. Philosophy of Zoology; or a general view of the structure, functions, and classifications of animals, 2, Edinburgh, 1-618.
- Furon, R. and Soyer, R., 1947. Catalogue des fossiles tertiaires du Bassin de Paris. Paris, p. 240.
- Glibert, M., 1933. Monographie de la Faune malacologique du Bruxellien des environs de Bruxelles. Bulletin Institut royal des sciences naturelles de Belgique Sciences de la terre, 53, 1-214.
- Glibert, M. and Poel, L.V., 1965. Les Bivalvia fossiles du cénozoïque étranger des collections de l'Institut Royal des Sciences Naturelles de Belgique I. Palaeotaxodontida et Eutaxodontida. 112 p.
- Gmelin, J.E., 1791. Systema Naturae per Regna Tria Naturae, Secundum Classes, Ordines, Genera, Species, cum Characteribus, Differentiis, Synonymis, Locis. 6, Lyon, 3021-3910.
- Gocev, P., 1933. Paleontologische und stratigraphische Untersuchungen über das Eocan von Varna. Zeitschrift der Bulgarischen Geologischen Gesellschaft, 5, 1-82.
- Görür, N., Tüysüz, O. and Şengör, A.M.C., 1998. Tectonic evolution of the Central Anatolian Basins. International Geology Review, 40, 831-850.
- Gray, J., 1824. Plate Mollusca. In: Smedley, E., Rose, H.J. and Rose, J. (eds). Encyclopaedia Metropolitana, 7, plates to Zoology.
- Gray, J.E., 1842. A list of the genera of Recent Mollusca, their synonyms and types. Zoological Society of London Proceedings, 15, 129-219.
- Harris, G.D., and Palmer, K.V., 1946. The mollusca of the Jackson Eocene of the Mississippi Embayment (Sabine River to the Alabama River). Bulletin of American Paleontology, 30, 1-563.
- Hoşgör, İ., 2008. Presence of *Crassostrea gryphoides* (Schlotheim) from the Miocene sequence of Kahramanmaraş Basin (SE Turkey); its taxonomy, paleoecology and paleogeography. Bulletin of the Mineral Research and Exploration Institute of Turkey 136, 17-28.
- Hoşgör, İ. and Okan, Y., 2006. The annelid polychaete *Rotularia spirulaea* Lamarck, 1818 from the Early Middle Eocene (middle-late Cuisian) of Çankırı Basin (Central Anatolia, Turkey). Journal of the Earth Sciences Application and Research Centre of Hacettepe University, 27, 173-179.
- Iqbal, M.W.A., 1969a. Megafuna from Ghazij formation (Lower Eocene) Quetta-Shahrig Area, W. Pakistan. Mem. Geol. Surv. Pakistan, Pal. Pakistanica 5, 1-40.
- Iqbal, M.W.A., 1969b. The Tertiary Pelecypod and Gastropod fauna from Drug, Zinda Pir, Vidor (dist.D. G. Khan) Jhalar and Chharat (Dist. Campbellpore), W. Pakistan, Mem. Geol. Surv. Pakistan, Pal. Pakistanica 6, 1-94.
- Iqbal, M.W.A., 1973. Biostratigraphy of the Tiyon Formation (Middle Eocene) of Sind,

- Pakistan. Records of The Geological Survey of Pakistan, 22, 1-40.
- Isaeva, A.I., 1933. Fauna Gastropoda ahaltihskovo eocena in Trudi Bsesoiuznovo Geologo-Razvedocinovo Obeinenia SSSR. Leningrad-Moscova, p. 305.
- Karadenizli, L., Seyitoğlu, G., Saraç, G., Kazancı, N., Şen, Ş., Hakyemez, Y. and Savaşçı, D., 2003. Çankırı-Çorum Havzası Batı Kenarının Erken-Orta Miyosen Paleocoğrafik Evrimi. Bulletin of the Mineral Research and Exploration Institute of Turkey, 126, 69-86.
- Karagiuleva, J.D., 1964. Les Fossiles de Bulgarie Paléogène Mollusca. Academie des Sciences de Bulgarie, p. 270.
- Kaymakçı, N., White, A.H. and Vandij, P.M., 2003. Kinematic and structural development of the Çankırı Basin (Central Anatolia, Turkey): a paleostress inversion study. Tectonophysics, 364, 85-113.
- Kecskemeti-Körmendy, A., 1972. A Dorogi-medence eocén mollusca faunája. (Die Eozäne Molluskenfauna des Doroger Beckens). Annales Instituti Geologici Hungarici, 55, 141-377.
- Kecskemeti-Körmendy, A. and Meszaros, N., 1980. Mollusques éocènes du secteur oriental de la Montagne du Bakony (faciès archipélagique). Annales Instituti Geologici Hungarici, 63, 1-143.
- Keen, A.M. and Cox, L.R., 1960. Neritidae, p. I279-I285. In: R.C. Moore (ed.), Treatise on Invertebrate Paleontology, Mollusca I, part I. Geological Society of America and Kansas University Press, Lawrence.
- Ketin, İ., 1955. Yozgat Bölgesinin Jeolojisi ve Orta Anadolu Masifinin Tektonik Durumu. Bulletin of the Geological Society of Turkey, 6, 1-28 (in Turkish with English abstract).
- Knight, J.B., Cox, L.R., Keen, A.M., Smith, A.G., Batten, R.L., Yochelson, E.L., Ludbrook, N.H., Robertson, R., Yonge, C.M., and Moore, R.C., 1960. Treatise on Invertebrate Paleontology, Part 1, Mollusca 1. (ed. Raymond C. Moore). The Geological Society of America and The University of Kansas, pp. 351.
- Lamarck, J.B., 1799. Prodrome d'une nouvelle classification des coquilles. Mem.Soc.Hist.Natur. Paris, 1, 63-91.
- Lamarck J.B., 1805. Mémoires sur les fossiles des environs de Paris (suite). Annales du Muséum d'Histoire naturelle, 6, 407-415.
- Lamarck, J.B., 1809. Histoire naturelle des animaux sans vertebres, 6, 1-343.
- Lamarck J.B., 1818. Histoire des animaux sans vertèbres.5. Lanoë, Paris, p.1- 612
- Laszlo, S., 1974. Nesmelyi Eocen Puhatestüek. Geologica Hungarica, 38, 7—97.
- Linne, C., 1758. Systema naturae per regna tria naturae, secundum classes, ordines, genera, species, cum characteribus, differentiis, synonymis, locis. Editio Decima, reformata. 824 pp. Holmiae, Stockholm.
- Malaroda, R., 1954. II Lutetiano di Monte Postale (Lessini medi). Consiglio Nazionale delle Ricerche Padova, p. 107.
- Marquet, R., 1995. A revision of the Caenozoic Pinnidae from Belgium (Mollusca, Bivalvia). Bulletin Institut royal des sciences naturelles de Belgique Sciences de la terre, 65, 241-256.
- Mavros, A.R.B., 1990. Molluschi Marini Pocco Frequenti del Cenozoico Veneto, Trentino, Friulano e Giuliano. Memorie di Scienze Geologiche, 42, 227-269.
- Maxamed, M.C. and Carush, C.M., 1982. The Indo-Mediterranean characters of the Somali shallow marine benthic faunas from the Jurassic up to Oligocene. Bolletino della

- Societa Paleontologica Italiana, 21, 243-254.
- Meszaros, N., 1957. Fauna de moluste a depositelor paleogene din nord-vestul Transilvaniei, București, p. 174.
- Meszaros, N., 1960. Stratigraphie und Molluskenfauna der Eozänablagerungen von Porçesti (Kreis Sibiu-Hermannstadt, Rumänien). Neues Jahrbuch für Geologie und Paläontologie, 5, 227-236.
- Meszaros, N., Baluta, C. and Speck, R., 1969. Stratigrafia și fauna de moluște a depozitelor paleogene din regiunea Alba Iulia. Buletinul Societății de Științe Geologice din R.S. România, 11, 311-320.
- Michelotti, G., 1861. Etudes sur le Miocene inferieur de l'Italie septentrionale. Mem. publ. Soc. Holland.Sci., 15, 1-183.
- Mikuz, V., 2006. The new findings of *Velates* snail from Eocene flysch in Gorsika brda and Gracisce in Istria. Geologija, 49, 53-60.
- Milne-Edwards, H., 1848. Note sur la classification naturelle des mollusques gasteropodes. Ann.Sci.Natur., Zool., 3, 102-112.
- Montfort, D., 1810. Conchyliologie systematique, et classification methodique des coquilles; offrant leurs figures, leur arrangement generique, leurs descriptions caracteristiques, leurs noms; ainsi que leur synonymie en plusieurs langues. Ouvrage destine a faciliter l'etude des coquilles, ainsi que leur disposition dans les cabinets d'histoire naturelle. Coquilles univalves, non cloisonnees. 2, 1-767.
- Neumayr, M., 1883. Zur Morphologie des Bivalvenschlosses. Kaiserlich-königliche Akademie der Wissenschaften in Wien, Naturwissenschaftlich-mathematische Classe Sitzungsberichtung, 88, 385-418.
- Okan, Y. and Hoşgör, İ., 2007. The crabs fossils from the Early Middle Eocene (Middle-Late Cuisian) of Çankırı Basin (Yozgat, Turkey). 60<sup>th</sup> Geological Congress of Turkey 441-443 (in Turkish with English abstract).
- Okan, Y. and Hoşgör, İ., 2008. The Ampullinid Gastropod *Globularia* (Swainson 1840) from the Late Thanetian-Early Ilerdian of Kırkkavak Formation (Polatlı-Ankara) of the Tethyan Realm. Turkish Journal of Earth Sciences, 17, 785-801.
- Okay, A.I., Tansel, İ. and Tüysüz, O., 2001. Obduction, subduction and collision as reflected in the Upper Cretaceous-Lower Eocene sedimentary record of western Turkey. Geological Magazine, 138, 117-142.
- Orbigny A., 1850. Prodrome de Paléontologie stratigraphique universelle des animaux mollusques et rayonnés, 2, Masson, Paris, pp.428.
- Örçen, S., 1985. Medik-Ebreme (KB Malatya) dolayının biyostratigrafisi ve paleontolojisi. MTA Dergisi, 105, 39-68.
- Özcan, E., Less, G. and Kertesz, B., 2007. Late Ypresian to Middle Lutetian Orthophragminid Record from Central and Northern Turkey: Taxonomy and Remarks on Zonal Scheme. Turkish Journal of Earth Sciences, 16, 281-318.
- Palmer, K.E., and Brann, D.C., 1966. Catalogue of the Paleocene and Eocene mollusca of the southern and eastern United States. Part I. Pelecypoda, Amphineura, Pteropoda, Scaphopoda. Bulletins of American Paleontology, 48, 1-1058.
- Pastorino, G., 1991. The genus Chama Linne (Bivalvia) in the marine Quaternary of Northern Patagonia, Argentina. Journal of Paleontology, 65, 756-760.
- Pavic, A., 1970. Marinski Paleogen Crne Gore. Stratigrafija, Tektonika, Paleogeografija. Zavod za geoloska Istrazivanja Crne Gore, Titograd, p. 205.

- Piccoli, G., 1984. Cenozoic Molluscan associations of Mediterranean and South-East Asia: a comparison. *Memorie di Scienze Geologiche*, 36, 499-521.
- Piccoli, G. and Mocellin, L.G., 1962. Studi sulla macrofauna Priaboniana di Priabona (prealpi Venete). *Memorie degli Istituti di Geologia e Mineralogia dell'Università di Padova*, 23, 1-120.
- Piccoli, G., Schiraldi, L., Sgarbossa, D. and Tassarolo, M.D., 1977. Studi Sulla Distribuzione Stratigrafica e Sull'evoluzione di Lamellibranchi Terziari delle Venezie. *Memorie degli Istituti di Geologia e Mineralogia dell'Università di Padova*, 30, 1-36.
- Piccoli, G., Sartori, S. and Franchino, A., 1986. Mathematical model of the migration of Cenozoic benthic Molluscs in the Tethyan belts. *Memorie di Scienze Geologiche* 38, 207-244.
- Pinard, A., 1936. Présence d'une nérite voisine de *Velates schmideliana* dans le Montien de Vigny. *Société Géologique de France, Compte rendu sommaire des séances*, 100-102.
- Popescu-Voitești, I., 1910. Contributions à l'Étude Stratigraphique du Nummulitique de la Dépression Gétique (Roumanie Occidentale). *Thésés, la Faculté des Sciences de Paris*, p. 98.
- Racey, A., 2001. A review of Eocene nummulite accumulations: structure, formation and reservoir potential. *Journal of Petroleum Geology*, 24, 79-100.
- Rafinesque, C.S., 1815. Analyse de la nature, ou tableau de l'univers et les corps organisés. *Palermo*, p. 224.
- Renzi, M., 1975. Sur la répartition des Mollusques dans le stratotype de l'Ilerdien en rapport avec les faunes de Mollusques de l'Éocène européen. *Bulletin Society Geologie de France*, 17, 199-200.
- Savazzi, E., 1992. Shell construction, life habits and evolution in the gastropod *Velates*. *Palaeogeography, Palaeoclimatology, Palaeoecology*, 99, 349-360.
- Schlosser, M., 1925. Die Eocänfauna der bayerischen Alpen. I Teil. Die Fauna des Unter und Mitteleocän; II. Teil. Obereocänfauna. *Bayerischen Akademie der Wissenschaften, München*, p. 1-207.
- Schumacher, H.C.F., 1817. Essais d'un Nouveau Systeme des Habitations des Vers Testaces. *Copenhagen*, 1-287.
- Schweitzer, C.E., Shirk, A.M., Čosovic, V., Okan, Y., Feldmann, R.M. and Hoşgör, İ., 2007. New species of *Harpactocarinus* from the Tethyan Eocene and their paleoecological setting. *Journal of Paleontology*, 81, 1091-1100.
- Serra-Kiel, J., Hottinger, L., Caus, E., Drobne, K., Ferrandez, C., Jauhri, A.K., Less, G., Pavlovec, R., Pignatti, J., Samsó, J.M., Schaub, H., Sirel, E., Strougo, A., Tambareau, Y., Tosquella, J. and Zakrevskaya, E., 1998. Larger foraminiferal biostratigraphy of the Tethyan Paleocene and Eocene. *Bulletin Society Geologie de France*, 169, 281-299.
- Sirel, E. 1998. Foraminiferal description and biostratigraphy of the Paleocene–Lower Eocene shallow-water limestones and discussion on the Cretaceous–Tertiary boundary in Turkey. *Mineral Research and Exploration Institute of Turkey Publications, Monography Serie*, 2, 1-117.
- Smith, A., Smith, D. and Funnell, B., 1994. *Atlas of Mesozoic and Cenozoic Coastlines*. Cambridge Univ. Press. Cambridge, pp. 1-99.
- Solander D. C., 1766. *Descriptiones Specierum*, in Brander G., *Fossilia Hantoniensia collecta*,

- et in Musaeo Britannico deposita. Londres, 9-43.
- Starobogatov, Y.I., 1974. Xenocoelias and their bearing on the phylogeny and systematics of some molluscan classes. *Paleontologicheskii Zhurnal*, 3, 3-18
- Stchepinsky, V., 1941. Decouverte du Paleocene en Turquie. *Bulletin of the Mineral Research and Exploration*, 23, 150-158.
- Swainson, W., 1840. A treatise on malacology; or the natural classification of shells and shellfish. London, pp.419.
- Szöts, E., 1953. Mollusques Eocenes de l'Hongarie I. Les Mollusques Eocenes des environs de Gant. *Geologica Hungarica Serie Palaeontologica*, 22, 137-238.
- Şengör, A.M.C. and Yılmaz, Y., 1981. Tethyan evolution of Turkey: a plate tectonic approach. *Tectonophysics*, 75, 181-241.
- Thiele, J., 1925. Revision des Systems der Trochacea. *Mitt.Zool.Mus. Berlin*, 11, 147-174.
- Tüysüz, O. and Dellaloğlu, A.A., 1992. Çankırı Havzası'nın tektonik birlikleri ve jeolojik evrimi. 9<sup>th</sup> Petroleum Congress of Turkey, Proceedings, 333-349 (in Turkish with English abstract).
- Vasilenko, V.K. 1952. Stratigrafia i fauna molliuskov eocenovih otlojenii Krıma in Trudi Vnigri. Leningard-Moscova, p. 59.
- Vlaicu-Tatarim, N., 1963. Stratigrafia Eocenului din Regiunea de la Sud-Vest de Cluj. Editura Academiei Republicii Populare Romine, p. 204.
- Vokes, H.E., 1935. The genus *Velates* in the Eocene of California. University of California Publications, Department of Geological Sciences Bulletin, 23, 381-390.
- Vokes, H.E., 1937. Eocene Mollusca from the Subathu Group (Lutetian) Simla Hills State, India. *American Museum Novitates* 19, 1-16.
- Waller, T.R., 2006. Phylogeny of families in the Pectinoidea (Mollusca: Bivalvia): importance of the fossil record. *Zoological Journal of the Linnean Society*, 148, 313-342.
- Wood, A.J.C. and Saul, L.R., 1986. New Neritidae from southwestern north America. *Journal of Paleontology*, 60, 636-655.
- Wood, S.V., 1861. A monograph of the Eocene Bivalves of England. *Palaeontographical Society, London*, 182 p.
- Wrigley, A., 1946. English Eocene and Oligocene Ampullinids. London, pp. 88-104.
- Wrigley, A., 1949. English Eocene and Oligocene Naticidae. *Journal of Molluscan Studies* 28, 10-30.

---

Makale Geliş Tarihi: 10 Ağustos 2008

Kabul Tarihi : 18 Aralık 2008

*Received* : August 10, 2008

*Accepted* : December 18, 2008